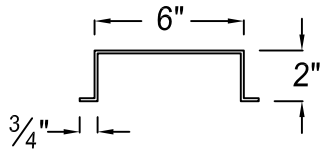


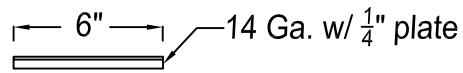
## Support Framing System for Insulated Blanket Roof

### Standard Construction:

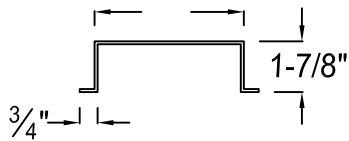
14 ga. Galvanized steel



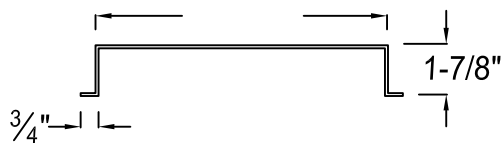
**SECTION A**



**SECTION B**

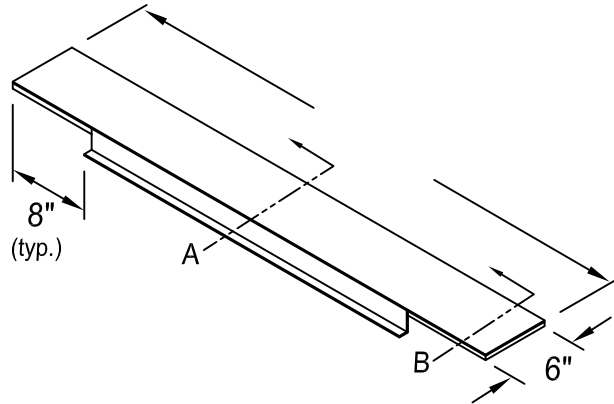


**SECTION C**

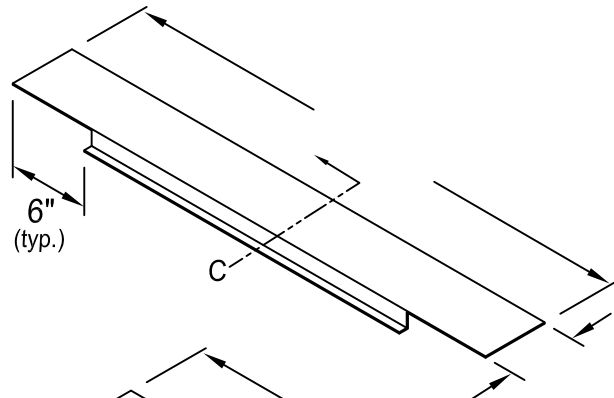


**SECTION D**

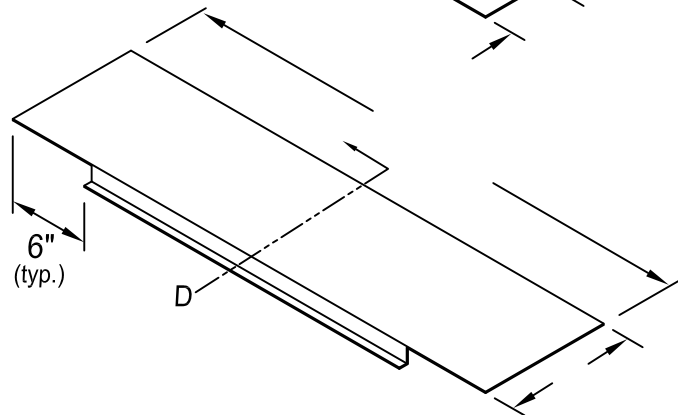
Side  
Support  
Channel



Lower end  
Support  
Channel



Upper end  
Support  
Channel



Qty.	Support Type	Tag- Description
	Side	
	Lower End	
	Upper End	
DRAWN BY: CLJ	DATE: 8-29-06	REV. NO. 4
	REV. DATE: 8-13-12	APPROVED BY: CBY
		DWG. NO.: <b>M-37</b>